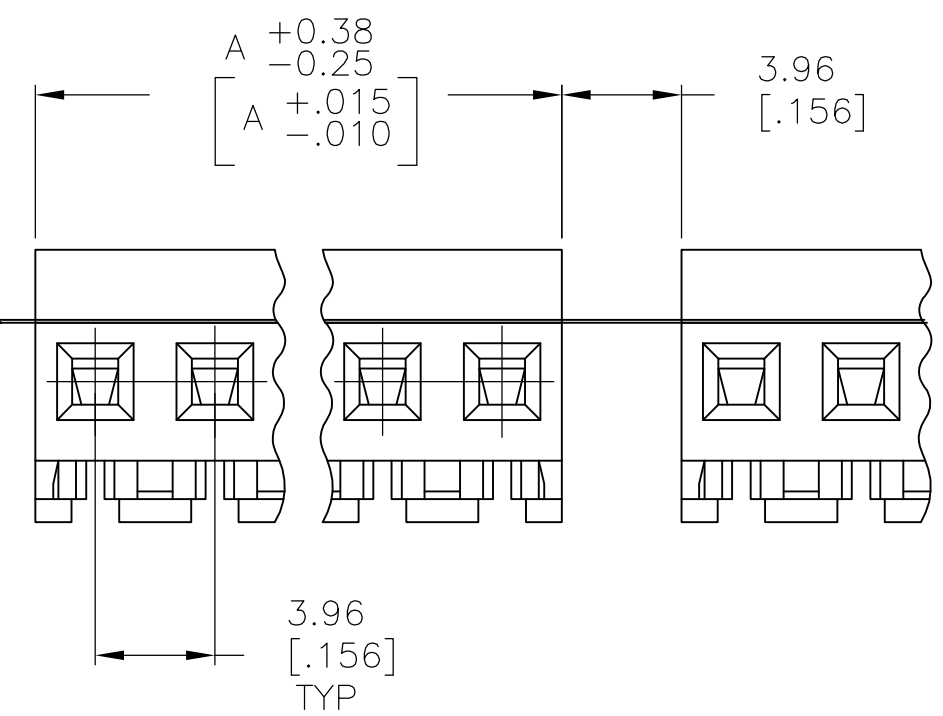
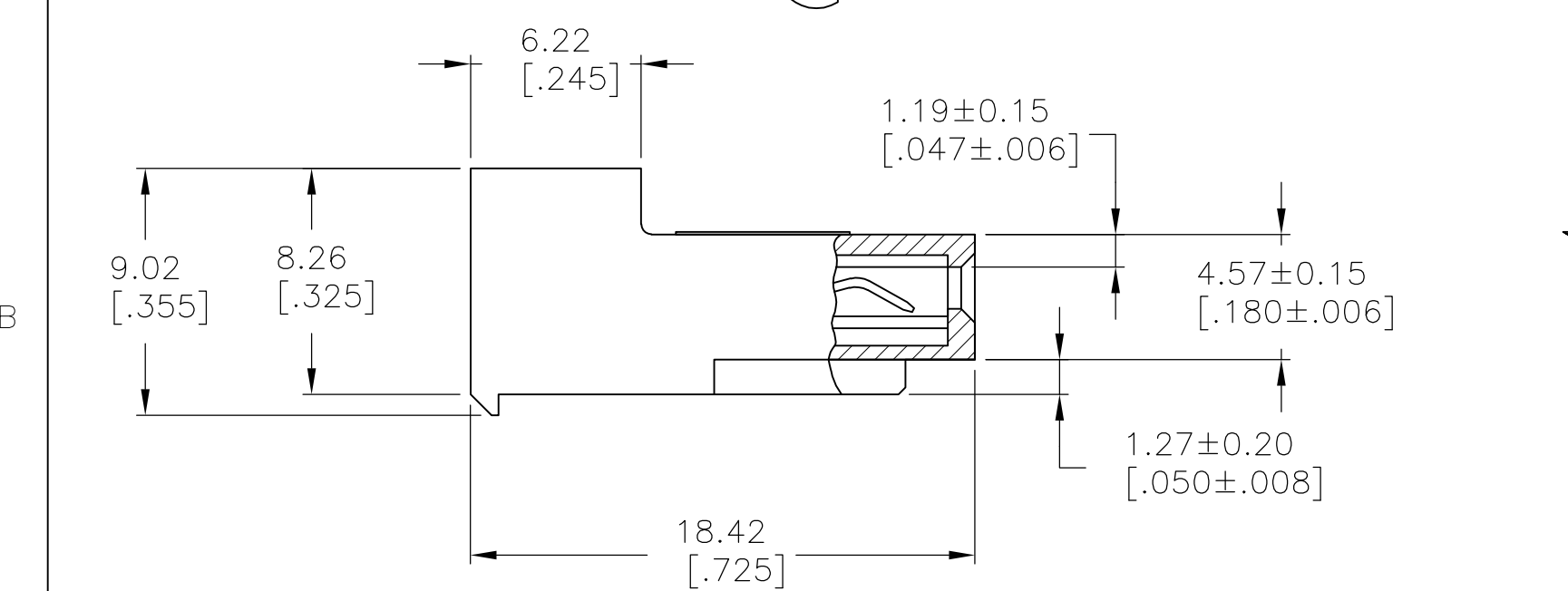
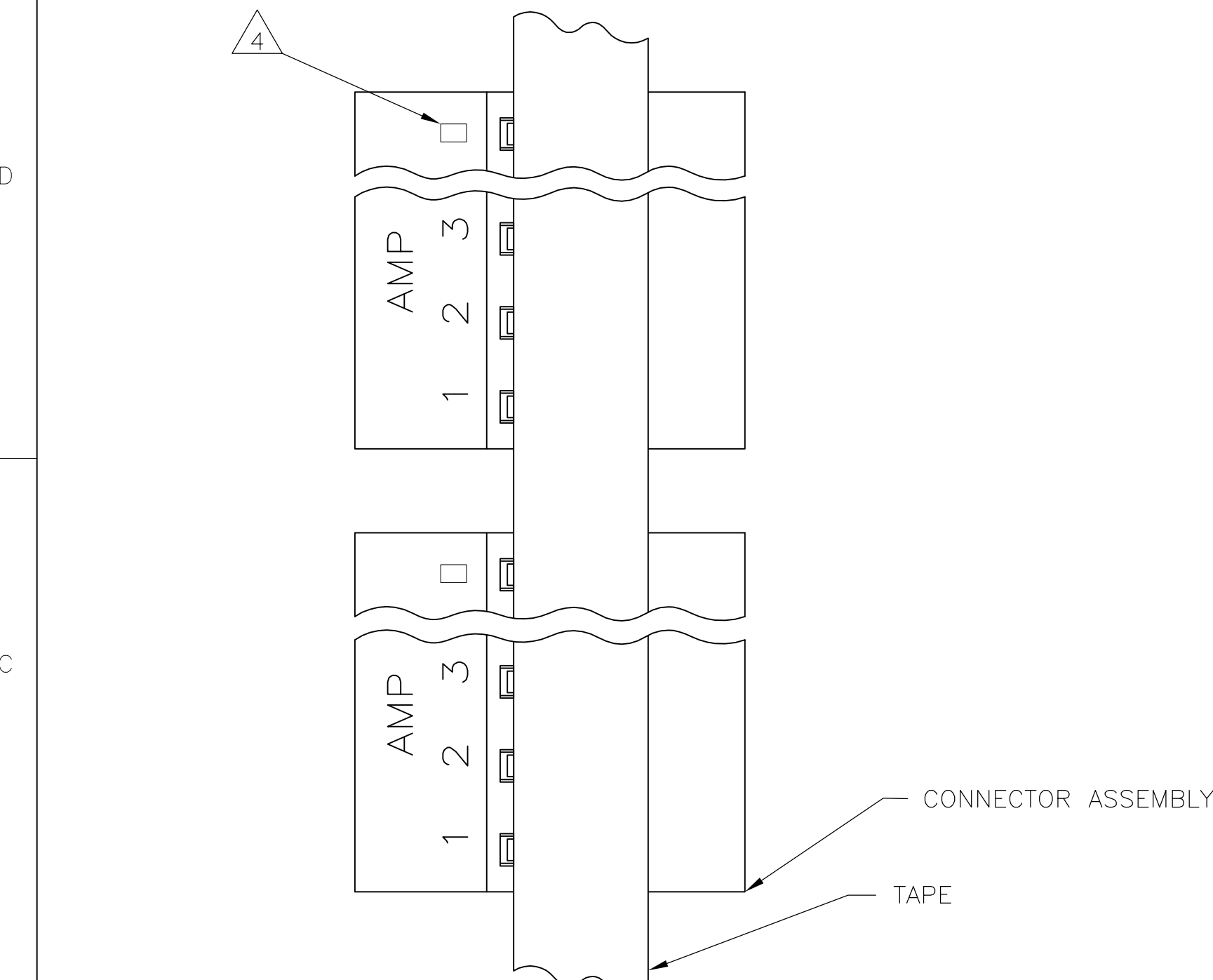


THIS DRAWING IS UNPUBLISHED. RELEASED FOR PUBLICATION
 © COPYRIGHT BY TYCO ELECTRONICS CORPORATION. ALL RIGHTS RESERVED.

LOC	DIST	REVISIONS					
CM	54	P	LTR	DESCRIPTION	DATE	DWN	APVD
		R		ECO-07-012862	12JUN07	KW	DB



95.10	[3.744]	24	5-640480-4
91.13	[3.588]	23	5-640480-3
87.17	[3.432]	22	5-640480-2
83.21	[3.276]	21	5-640480-1
79.25	[3.120]	20	5-640480-0
75.29	[2.964]	19	4-640480-9
71.32	[2.808]	18	4-640480-8
67.36	[2.652]	17	4-640480-7
63.40	[2.496]	16	4-640480-6
59.44	[2.340]	15	4-640480-5
55.47	[2.184]	14	4-640480-4
51.51	[2.028]	13	4-640480-3
47.55	[1.872]	12	4-640480-2
43.59	[1.716]	11	4-640480-1
39.62	[1.560]	10	4-640480-0
35.66	[1.404]	9	3-640480-9
31.70	[1.248]	8	3-640480-8
27.74	[1.092]	7	3-640480-7
23.77	[.936]	6	3-640480-6
19.81	[.780]	5	3-640480-5
15.85	[.624]	4	3-640480-4
11.89	[.468]	3	3-640480-3
7.92	[.312]	2	3-640480-2
95.10	[3.744]	24	2-640480-4
91.13	[3.588]	23	2-640480-3
87.17	[3.432]	22	2-640480-2
83.21	[3.276]	21	2-640480-1
79.25	[3.120]	20	2-640480-0
75.29	[2.964]	19	1-640480-9
71.32	[2.808]	18	1-640480-8
67.36	[2.652]	17	1-640480-7
63.40	[2.496]	16	1-640480-6
59.44	[2.340]	15	1-640480-5
55.47	[2.184]	14	1-640480-4
51.51	[2.028]	13	1-640480-3
47.55	[1.872]	12	1-640480-2
43.59	[1.716]	11	1-640480-1
39.62	[1.560]	10	1-640480-0
35.66	[1.404]	9	640480-9
31.70	[1.248]	8	640480-8
27.74	[1.092]	7	640480-7
23.77	[.936]	6	640480-6
19.81	[.780]	5	640480-5
15.85	[.624]	4	640480-4
11.89	[.468]	3	640480-3
7.92	[.312]	2	640480-2
DIM A		NO. OF CIRCUITS	PART NO

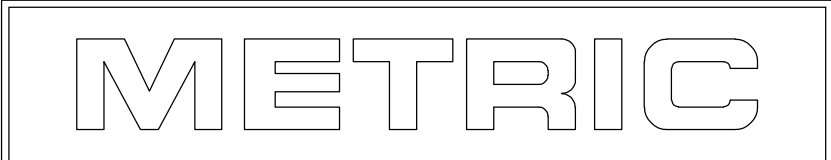
1 MATERIAL: CONNECTOR - NYLON UL94V-2 (WHITE).
 CONTACTS - 0.30[.012] THICK COPPER ALLOY
 BRIGHT TIN-LEAD 0.00203[.000080] MIN THICK
 FOR CONTACTS 640480-2 THRU 2-640480-4
 MATTE WHISKER MITIGATED TIN 0.00203[.000080]
 MIN THICKNESS OVER NICKEL UNDERPLATE FOR
 3-640480-2 THRU 5-640480-4

2. CONTACTS ACCEPT 24 AWG WIRE WITH 2.41[.095] MAX INSULATION DIAMETER.

3. CONTACTS MUST ACCEPT 1.14±0.03[.045±.001] SQUARE POST AND REMAIN LOCKED IN POSITION.

4 IDENTIFICATION NUMBER FOR LAST CIRCUIT MAY NOT APPEAR ON ALL ASSEMBLIES.

5. DIMENSIONS IN BRACKETS ARE IN INCHES.
 HOUSING FEATURES ARE: CLOSED END WITHOUT LOCKING RAMP.



THIS DRAWING IS A CONTROLLED DOCUMENT.

DIMENSIONS: mm [INCHES]	TOLERANCES UNLESS OTHERWISE SPECIFIED: 0 PLC ± - 1 PLC ± - 2 PLC ± - 3 PLC ± - 4 PLC ± - ANGLES ± -	DWN R. VESTAL 15 SEP 95 CHK R. SWING 15 SEP 95 APVD D. CLARK 15 SEP 95	Tyco Electronics Corporation Harrisburg, Pa 17105-3608
MATERIAL	FINISH	PRODUCT SPEC 108-1051 APPLICATION SPEC 114-1020	NAME MTA-156 CONNECTOR ASSEMBLY, 24 AWG, STANDARD TAPE MOUNTED
		WEIGHT -	SIZE A2 CAGE CODE 00779 DRAWING NO C-640480 RESTRICTED TO -
		CUSTOMER DRAWING	SCALE 4:1 SHEET 1 OF 1 REV R